











iPad Applications (Apps)

To obtain apps the iPad will need to be connected to Wi-Fi Internet (*Settings > Wi-Fi > Choose a network*). If you do not have access to a Wi-Fi network at home, this can be done on school property but must be done before or after school with a Parent/ Guardian. Your child will need an Apple ID before apps can be downloaded on their iPad (Please see notice “Apple IDs”).






To download apps;

- Go to the *App Store* (Found on the home screen) > tap *Featured* (bottom of screen)
- Ensure you are logged in with your child’s Apple ID at this stage. (If not leave the App Store and go to *Settings > iTunes & App store > Add the correct details to ‘Sign In’*).
- In ‘*Featured*’ type the name of the app into the search bar on the top right hand corner
- The screen will then show a range of apps. Select the correct one by pressing *Get* then *Install*
- You will then be prompted to add the Apple ID password and the app will start to download.

Listed below are a number of free applications (apps) that we would appreciate being downloaded onto student iPads for school use.

	i-nigma QR code		Immaculate Heart of Mary School Days
	Mathletics		Scratch Jr
	Big Calculator Free		Geoboard, by the Maths Learning Centre
	Edmodo		Number Line, by the Maths Learning Centre

Updated November 2016

	Number Pieces Basic, by the Maths Learning Centre		Aurasma
	Pattern Shapes, by the Maths Learning Centre		Draw Free for iPad
	Number Frames, by the Maths Learning Centre		

If your child has a relatively new iPad, they will be able to download **iMove, Keynote, Numbers, Pages** and **Garageband** for free. We would appreciate you downloading these in preparation for the school year. However, if you find that they cost once in the App Store please do not proceed with any payment, as the school will provide redemption codes for these apps.

We suggest using 'Find My iPad' app and recommend using your child's Apple ID to sign into iCloud to guarantee it is switched on.

- Go to Settings > iCloud >
- Enter Apple ID (email) and Password > tap *Sign In*
- Ensure 'Find my iPad' is *On*

Should you have any further questions or need clarification for any of these steps, please do not hesitate to contact me at stephanie.bruce@catholic.tas.edu.au or on 6228 3335